

# Bending & Cutting Tools for Roofing, Siding and HVAC



**Manufactured & Assembled in  
the USA**



## All Products Catalog

[www.van-mark.com](http://www.van-mark.com)

August 2012





# Metal Master® 20


Over a quarter century ago, Van Mark introduced the worlds first cam-locking system in a portable brake. Through time it has proven to be the strongest and most reliable locking mechanism. Now Van Mark has done it again with our Metal Master® 20 incorporating the best locking system with the deepest throat in the portable brake industry.

Contractor Model MM1050  
Shown with optional  
UniStand EZ-Go™ USA2EZ



Optional TrimCutter™ works on the brake cutting all your materials down to size.

20 3/8" Throat



**DEEPEST THROAT at 20 3/8"**

- Strongest computer engineered castings for unmatched strength.
- Deepest throat available for working with wider materials.
- Dual hollow-core Power Lock™ bar for better clamping force.
- Increased bending radius. Make 180° hem bends easier than ever.
- Adjustable clamping jaws with the largest opening in its class.
- Ergonomic heavy-duty bending handles for improved leverage.

## Bending Capacities

Material	Thickness	Thickness
Model >	Contractor	Commercial
Aluminum (3003H14)	.032	.040
Galvanized Steel	26 ga.	24 ga.
Painted Steel (Grade D)	26 ga.	24 ga.
Roofing Copper	24 oz.	32 oz.
Zinc	.032	.040
Stainless Steel (304L)	26 ga.	26 ga.

## Metal Master® 20 Contractor

Model	Length	"C"	Weight
MM200	2'0" (0.6m)	2 ea.	52 (23.6kg)
MM450	4'6" (1.4m)	2 ea.	78 (35.4kg)
MM650	6'6" (2.0m)	3 ea.	104 (47.2kg)
MM850	8'6" (2.6m)	3 ea.	122 (55.3kg)
MM1050	10'6" (3.2m)	4 ea.	152 (69.0kg)
MM1250**	12'6" (3.8m)	5 ea.	194 (88.0kg)


## Metal Master® 20 Commercial

Model	Length	"C"	Weight
MM651	6'6" (2.0m)	4 ea.	120 (55.4kg)
MM851	8'6" (2.6m)	4 ea.	138 (62.6kg)
MM1051*	10'6" (3.2m)	5 ea.	174 (78.9kg)
MM1251**	12'6" (3.8m)	6 ea.	210 (95.3kg)
MM1451**	14'6" (4.4m)	7 ea.	226 (102.5kg)

Note: Capacities are based on standard metal properties for coil & sheet. Please contact our factory for capacities on your specific material.



Metal Master® 20 Commercial  
MM1051



Power Lock™ bar with increased bend radius adds strength and allows easier hemming!

# Mark II™ TRIMMASTER®

Building upon the reputation of the Mark I Series™, the Mark II TrimMaster® arrives with leading technologies such as the POWERslot™ hinge, easier bending, making smaller "J" channels and hollow core hinge extrusions for added strength. We've also left you the ability to make fine-tune adjustments to this brake, though you may never have to. Ultra High Molecular Weight (UHMW) polymer wedges are independently adjustable and replaceable should the occasion ever arise.



Contractor Model TM10 Shown with optional UniStand EZ-Go™

14" Throat

Featuring  
POWERslot™ hinge  
for tighter bends &  
easier hems



Power Lock™ bar with increased bend radius adds strength and allows easier hemming!

## Bending Capacities

Material	Thickness	Thickness
Model >	Contractor	Commercial
Aluminum (3003H14)	.032	.040
Galvanized Steel	26 ga.	24 ga.
Painted Steel (Grade D)	26 ga.	24 ga.
Roofing Copper	24 oz.	32 oz.
Zinc	.032	.040
Stainless Steel (304L)	26 ga.	26 ga.

## Mark II TrimMaster® Contractor

Model	Length	"C"	Weight
TM2	2'0" (0.6m)	2 ea.	32 (14.5kg)
TM4	4'6" (1.4m)	3 ea.	62 (28.1kg)
TM6	6'6" (2.0m)	3 ea.	81 (36.7kg)
TM8	8'6" (2.6m)	4 ea.	99 (44.9kg)
TM10	10'6" (3.2m)	5 ea.	120 (54.4kg)
TM12**	12'6" (3.8m)	6 ea.	150 (68.0kg)

## Mark II TrimMaster® Commercial

Model	Length	"C"	Weight
TM6HD	6'6" (2.0m)	5 ea.	96 (43.5kg)
TM8HD	8'6" (2.6m)	7 ea.	126 (57.2kg)
TM10HD*	10'6" (3.2m)	9 ea.	160 (72.6kg)
TM12HD**	12'6" (3.8m)	11 ea.	196 (88.9kg)
TM14HD**	14'6" (4.4m)	13 ea.	226 (102.5kg)

Note: Capacities are based on standard metal properties for coil & sheet. Please contact our factory for capacities on your specific material.



Mark II TrimMaster®  
Commercial TM10HD



Optional TrimCutter™ works on the brake cutting all your materials down to size.

# Mark I Series™


The Mark I Series™ has a long history and solid reputation as the best workhorse brake in the industry. Computer designed components provide superior durability while maintaining lightweight portability. This world class brake has fewer parts resulting in a long trouble-free service life. No need to adjust this brake daily, or even monthly as the unique cam locking feature clamps to the thickness of the material, not to a factory preset.



Contractor Model M10  
Shown with optional UniStand™  
USA1 & TrimCutter™ no. 3017

14" Throat

Material aligns  
easily for forming  
industry standard  
3/4" bends



Power Lock™ bar with increased bend radius adds strength and allows easier hemming!

## Bending Capacities

Material	Thickness	Thickness
Model >	Contractor	Commercial
Aluminum (3003H14)	.032	.040
Galvanized Steel	26 ga.	24 ga.
Painted Steel (Grade D)	26 ga.	24 ga.
Roofing Copper	24 oz.	32 oz.
Zinc	.032	.040
Stainless Steel (304L)	26 ga.	26 ga.

## Mark I Series™ Contractor

Model	Length	"C"	Weight
M2	2'0" (0.6m)	2 ea.	32 (14.5kg)
M4	4'6" (1.4m)	3 ea.	62 (28.1kg)
M6	6'6" (2.0m)	3 ea.	81 (36.7kg)
M8	8'6" (2.6m)	4 ea.	99 (44.9kg)
M10	10'6" (3.2m)	5 ea.	120 (54.4kg)
M12**	12'6" (3.8m)	6 ea.	150 (68.0kg)

## Mark I Series™ Commercial

Model	Length	"C"	Weight
M6HD	6'6" (2.0m)	5 ea.	93 (42.2kg)
M8HD	8'6" (2.6m)	7 ea.	122 (55.4kg)
M10HD*	10'6" (3.2m)	9 ea.	156 (70.8kg)
M12HD**	12'6" (3.8m)	11 ea.	186 (84.4kg)
M14HD**	14'6" (4.4m)	13 ea.	221 (100.2kg)

Note: Capacities are based on standard metal properties for coil & sheet. Please contact our factory for capacities on your specific material.



Mark I Series™  
Commercial M10HD



Patented Cam-Lock system requires little, or no adjusting.



**TrimCutter™**

Model 3017

"cuts alum, copper,  
galv steel, zinc &  
stainless steel"

Does Not  
Ride Off Tracks  
During Cut



TrimCutter™ uses a unique 4 point track bearing system to ensure tool doesn't ride off the brake during cut. Low profile grip area allows you to direct power along the plane of the cut resulting in one smooth motion that leaves factory edges every time.

**TrimFormer™**


Model 3015




Model	Description
3015	TrimFormer™ Tool

Patent No's. 6,000,268 6,233,995


TrimFormer™ offers the ability to strengthen & beautify trim work into designs that distinguish your work from others.

**NEW!**


Optional Bead Form Dies 3044



Optional Crown Mold Dies 3025



Rib Form Dies 3019 (included)



Brick Mold Dies 3018 (included)

UniStand EZ-Go™ model USA1EZ (left), works with 14" throat brakes & Trim-A-Table™ saw tables. Model USA2EZ (right), was designed specifically for Metal Master® 20 brakes having a 20" throat.

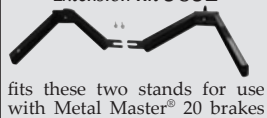
**Model USA1EZ**  
14" Throat Brakes




**Model USA2EZ**  
20" Throat Brakes



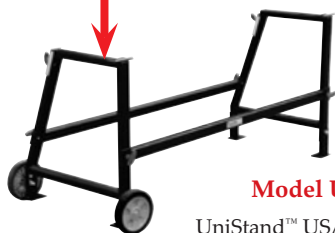
Extension Kit 3032



fits these two stands for use with Metal Master® 20 brakes



Engage wheels to move tool around, disengage to start working.



**Model USA1**

UniStand™ USA1 (left), fits all Van Mark Brakes up to 14" throat & TAT50/TAT60 saw tables. Model USA2 (right), fits Van Mark brakes with a 20" throat.

**UniStand™**  
Adjustable  
Patent No. 6,854,314



**Model USA2**

UniLeg™ was designed with the versatility you need to support many of your Van Mark tools. Single-user setup is fast & easy, while providing solid footing and trouble free service.



**UNILEG™**  
TOOL SUPPORTS

**UniLeg™ UNL1**  
fits the following:

- 14" throat VM brakes
- Trim-A-Brake I & II
- Trim-A-Gutter™
- Trim-A-Table™



**UNILEG™**  
TOOL SUPPORTS

**UniLeg™ UNL2**  
fits the following:

- 20" throat VM brakes
- Metal Master® 20 Contractor
- Metal Master® 20 Commercial

Products and specifications subject to change at any time

**Coil Dispenser.**

Model CD24

Coil Dispenser™ pays for itself time and again. No unravelling coils or wind-blown damage. Unit saves time & money by allowing material to be fed directly into most brakes/slitters. Also works with TrimCutter™ & QuickScore™.



Coil not included  
Shown w/optional  
TrimCutter™



**Saves  
Time & Money!**

Coil Dispenser™ feeds materials into most brakes and slitters, preventing wind-blown damage and waste.

**QuickScore™**

Patent No. 6,755,067

QuickScore™ scores material along the outer edge of the brake allowing downward separation and as you lift the piece up, it snaps right off into your hands where you need it. Tool uses standard utility blades (1 included in tool).

**Steel Leg Kits**

Model	Fits
3000	Trim-A-Brake™
3001	Trim-A-Table™
3002	Mark I™, Mark II™
3020	SureCut™ 90 Table

Steel legs install quickly and fold out of the way when tool is idle. Mounting hardware included.

**Wheel Kits**

Kit 3035

Model	Description
3004	Standard wheel kit
3035	Metal Master® 20



Kit 3004

**UniLeg™ Wheel/Feet Kits**

Fits models UNL1 and UNL2 for added mobility/height around the job site. Installation hardware is included.



Kit 3042



Kit 3043



# INDUSTRIAL Metal Master® 20 EZ **Designed with the Metal Roofing Industry in mind!**

Over a quarter century ago, Van Mark introduced the world's first cam-locking system in a portable brake. Through time it has proven to be the strongest and most reliable locking mechanism. Now Van Mark has done it again with our Industrial Metal Master® 20 EZ incorporating the best locking system with the deepest throat in the portable brake industry.

**Lock Master™ Castings are 25% Stronger!**



Power Lock™ bar with increased bend radius adds strength and allows easier hemming!

Reinforced Lock Master™ castings are 25% stronger

Deepest working pocket available at 20 3/8"

Ergonomic full looping bending handles

"Drop In" platform is ready to go in just two easy steps

Low profile extended platform is 9" longer

Shown with optional TrimCutter™ 3017

**20 3/8" Throat**

Large heavy-duty ball bearing wheels

**Master Stand EZ (included)**

Center-weighted wheels "spin on a dime"

**DEEPEST THROAT 20 3/8"**

## Bending Capacities

Material	Thickness
Aluminum (3003H14)	.050
Galvanized Steel	20 ga.
Painted Steel (Grade D)	24 ga.
Roofing Copper	36 oz.
Zinc	.050
Stainless Steel (304L)	24 ga.

Capacities are based on standard metal properties for coil & sheet. Please contact our factory for capacities on your specific material.


## Industrial Metal Master® 20 EZ

Model	Length	"C"	Weight
IM655	6'6" (2.0m)	5 ea.	217 (98.5kg)
IM855	8'6" (2.6m)	5 ea.	227 (103.0kg)
IM1055*	10'6" (3.2m)	7 ea.	277 (125.5kg)
IM1255**	12'6" (3.8m)	9 ea.	335 (152.0kg)
IM1455**	14'6" (4.4m)	10 ea.	372 (169.0kg)

\*dual bending handles \*\*dual bending & locking handles

# Mark IV INDUSTRIAL TRIMMASTER®

**Designed with the Metal Roofing Industry in mind!**



Power Lock™ bar with increased bend radius adds strength and allows easier hemming!

**Dual Hollow-Core Lock Bar!**

**Model IT10**

The Mark IV Industrial TrimMaster®, with POWERslot™ technology, provides single user setup and operation in the shop and on the job site. Non-marring vinyl strips protect clad finishes leaving clean crisp bend lines and hems. Our unique cam-lock system clamps to the thickness of the material and not to a factory preset. Should you ever need to fine-tune your brake, each casting has independently adjustable UHMW polymer wedges.

## Bending Capacities


Material	Thickness
Aluminum (3003H14)	.050
Galvanized Steel	20 ga.
Painted Steel (Grade D)	24 ga.
Roofing Copper	36 oz.
Zinc	.050
Stainless Steel (304L)	24 ga.

Capacities are based on standard metal properties for coil & sheet. Please contact our factory for capacities on your specific material.

## Mark IV Industrial TrimMaster®

Model	Length	"C"	Weight
IT6	6'6" (2.0m)	7 ea.	144 (65.3kg)
IT8	8'6" (2.6m)	9 ea.	180 (81.6kg)
IT10*	10'6" (3.2m)	11 ea.	208 (94.3kg)
IT12**	12'6" (3.8m)	13 ea.	247 (112.0kg)
IT14**	14'6" (4.4m)	15 ea.	287 (130.2kg)

\*dual bending handles \*\*dual bending & locking handles



**Xtreme™**  
SHOP STAND INCLUDED  
Pat. No's. 6,435,460-D437,864

**14" Throat**



Optional TrimCutter™ 3017 (pg. 3), works on the brake cutting all your materials down to size.




Proven Cam-Lock System

- Power Lock™ bar provides stronger clamping pressure along the entire bending edge for crisp, clean bends without oil canning, or warping.
- Increased bending radius simplifies hemming and over-bending resulting in faster, easier operations. Great for the metal roofing/building industry.
- Powder-Coat finish provides superior protection from the elements, while eliminating UV fading and oxidation.
- Computer designed components, long service-life, & strongest capacities.



## Trim-A-Slitter

Trim-A-Slitter™ slits, stiffens and perforates coil stock on any job site. This precision tool is manufactured using the finest materials available and will provide years of trouble-free service.



**Model**  
S24C



Optional Perforator  
Dies No. 3024A



Add HD  
Power Package No. 3535



Sample Panel


- Portable job site slitting.
- Rib forming/stiffening.
- Folding feed table.
- Accessory/add-on ready.

Model	Length	Arbor	Weight
S24C	24"(61.0cm)	2"	74 (33.6kg)
S24B	24"(61.0cm)	1.5"	56(25.4kg)
S14B	14"(35.5cm)	1.5"	36(16.3kg)

## Trim-A-Slitter INDUSTRIAL SERIES

**Model**  
S48CB

Trim-A-Slitter™ is engineered to slit, rib-form and stiffen most light-to-heavy duty coil and sheet materials. The Industrial Series slitter is designed for on the job slitting of 24" to 72" wide commercial sheet commonly used in metal roofing/building construction. Trim-A-Slitter™ leaves a clean factory edge, every time.



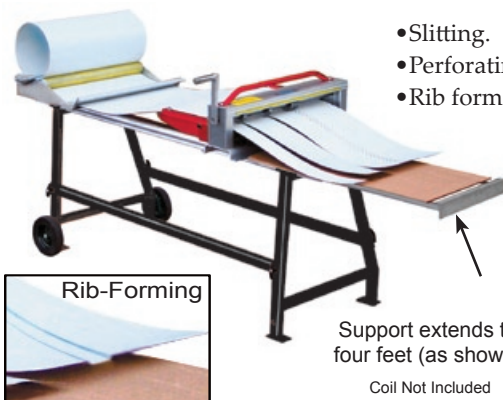
Add Power  
Package No. 3521

- Polished hardened steel knives.
- Anodized aluminum construction.
- Material feed table w/roller guides.
- Built-in tape rule for easy setup.
- Accessory/add-on ready.

### Slitter Power Packages: (Gear Motor, Base, Coupler & Hdwr)

Model	Length	Arbor	Weight	Part No	Range	Weight
S36C	36" (91.4cm)	2"	103 (46.7kg)	3521	115 Volt	24 (10.9kg)
S48CB*	48" (121.9cm)	2"	131 (59.4kg)	3535	115 Volt HD	49 (22.2kg)
S60CB*	60" (152.4cm)	2"	161 (73.0kg)	3522	220/230 Volt	24 (10.9kg)
S72CB*	72" (182.9cm)	2"	185 (83.9kg)	3508	HD Foot Pedal	-

\*Includes Booster Block (2 ea).



- Slitting.
- Perforating.
- Rib forming.

## Combo Trim-A-Slitter

The ultimate in job site slitting, Trim-A-Slitter™ Combo provides a slitter, coiler, heavy-duty stand and an extendable material run-off support, all in one package!

Model	Weight
SC24	144 (65.3kg)

Support extends to  
four feet (as shown)

Coil Not Included

## Slitter Add-Ons & Accessories

Slitter Add-Ons & Accessories make it possible to increase your slitting efficiency thereby saving both time and money. Capacity Boosters/Blocks, can be added in seconds to handle stiffer/heavier ga. metals. Perforator dies offer 3.36" of Net Free Area per linear ft, for making custom ventilation on the job site. Several Motor kits are also available to automate your slitting projects.

Slitter knives each have two cutting edges and additional sets can be added to increase production.



### Capacity Boosters/Blocks

1	No. 3581 B Models 1.5" Shaft
2	No. 3582 C Models 2.0" Shaft
3	No. 3578 C Models only

### Perforating Rolls

4	No. 3007 B Models
5	No. 3024A C Models
6	No. 5119 Perf Stripper

### Slitter Knives

7	No. 5034 B Models
8	No. 5035 C Models

## Quick, Easy Setup & Operation!


Slitting your sheet stock down to size is now easier and faster than ever. The multi-roller table allows full sheet run-off onto any surface. This shop/job site tool sets up quickly and will save time and money.

## Industrial Combo Slitter



**Model**  
SCI48


- Cuts commercial metals on the job.
- Leaves a factory-quality edge.
- Adjustable knives/booster blocks.
- Each knife has double edge.



System comes standard with 115 volt motor package. Multiple roller exit table, UniStand™ Adjustable support stand and heavy-duty base.

**Model Shown**  
CC24

## Coil cradle™



Coil Not Included

Model	Coil Size	Weight
CC14	up to 14"	12 (5.4kg)
CC24	up to 24"	16 (7.3kg)
CC36	up to 36"	23 (10.4kg)

Take control over damage and waste to your valuable coil stock. Available in three models, Coil Cradle™ has the right size to handle all your coil dispensing needs. Using advanced polyethylene covers and end bearings on rollers, material glides out effortlessly, without tugging and dragging.



Precise Cuts Every Time!

**Trim-A-Table**  
TAT60™

Extends from  
8 to 18 Feet!

Saw not included  
Patent Pending

We won't use smoke & mirrors to sell you on this next generation of the best selling saw table ever! The TAT60™ has a fully captured saw track along with a 6 ft. "big boom" and a unique "drop-in" saw feature to go along with 2 support wings for accommodating wider materials. A dual scale protractor makes short work of positioning the boom for left and right cuts.

### All the Benchmark Features of the TAT50, Plus.....

- 6 foot Saw Boom Allows cuts as shallow as 2/12 pitch (8" double-lap).
- Redesigned saw rails Stronger rails help prevent sagging during cut.
- Fully captured saw rails Provides complete saw control for precision cuts.
- Quick-Adjust saw rails Get you up and cutting fast and easy.
- Dual wing supports Designed for today's wider siding panels.
- Extends from 8' to 18' Perfect for cutting fiber-cement siding.

Shown With Optional  
Steel Legs No. 3001

Model	Length	Weight
TAT60	8'0" (2.3m)	87 (39.4kg)
3001	Steel Folding Legs	



Dual-Scale Protractor For Left & Right Cuts


Compact  
for easy  
transport



Lightweight & Portable for Easy Transport



Quick "Drop-In" Feature



Quick-Adjust Saw Rails/Forward Controls



Table Cuts From 2/12 & 3/12 Pitch On Up

The longest running, best selling saw table is not a title that came about overnight. A fundamental design tempered with all the features necessary to handle any job site cutting condition was the basis for this rugged dependable design.

The Original  
Portable Saw  
Table

Saw not included

**Trim-A-Table**  
TAT50

Shown With Optional  
Steel Legs No. 3001

- ### TAT50 Features
- Recessed blade track prevents saw blade damage to table.
  - 18 foot extendable deck supports longer panels and planks.
  - Precise angle gauge accurately shows pitch & degree scale.
  - Memory & butt stops helps to automate repeat cutting.
  - Positive-Locking boom all-metal design keeps boom locked.



Recessed Saw Blade Track



Material Stops & Extensions

Model	Length	Weight
TAT50	8'0" (2.3m)	79 (35.8kg)
3001	Steel Folding Legs	



Durable Alum. Construction Dual-Scale Pitch Protractor



Ergonomic Forward Controls



# Trim-A-Brake II™



**Model T1050**

Shown with optional  
Steel Legs no. 3000

## Trim-A-Brake II™

Model	Length	"C"	Weight
T200	2'0" (0.6m)	2 ea.	25 (11.3kg)
T450	4'6" (1.4m)	3 ea.	40 (18.1kg)
T650	6'6" (2.0m)	4 ea.	58 (26.3kg)
T850	8'6" (2.6m)	4 ea.	76 (34.5kg)
T1050	10'6" (3.2m)	5 ea.	91 (42.6kg)
T1250*	12'6" (3.8m)	7 ea.	112 (50.8kg)

\*dual bending handles

Bending capacity: 28 ga. Galvanized Steel .024 Aluminum (3003H14)  
Note: Capacities are based on standard metal properties for coil & sheet.  
Please contact our factory for capacities on your specific material.



Toggle-Lock system provides positive clamping without beating the handle.

## The Entry Level Utility Brake!

Our most versatile utility brake, the Trim-A-Brake II™, was designed for our contractors who are constantly on the go. This light-weight brake loads into the truck quickly for use among multiple crews & requires little setup or maintenance. For making basic shapes, this is the perfect brake for use in the shop, or on the job.

- Hinge pocket helps prevent scoring damage to components.
- Rigid "I" beam base rails ensure brake stays in calibration.
- Full loop handle provides uniform bending along entire piece.
- Material stops allow repeat bending without re-measuring.
- Brake has 3/8" x 13" throat & vinyl strip for protecting material.

## Bend Trim Like the Professionals

Whether you're a seasoned Pro or just getting started, the Trim-A-Brake II™ will have you bending trim quickly and easily letting you focus on your work, not the tool.


The SureCut 90™ and the SureCut 45™ saw tables are designed to provide fast reliable service when cutting siding, fascia, studs, soffit, trim moldings, fiber-cement and decking planks of all types.

- Perfect for Lumber Yards and DIY customers.
- Lightweight aluminum construction for ease of use.
- Accommodates most circular saws on adjustable tracks.
- Available in two models, SCT90 and SCT45.

Only 45" long for easy handling and stowage!

**Sure  
45 Cut™**

**Model SCT45**



## Straight Cut Saw Tables

**Sure  
90 Cut™**

Great  
For Cutting  
Soffit

**Model SCT90**

Model	Length	Weight
SCT90	7'6" (2.3m)	44 (19.9kg)
SCT45	3'9" (1.15m)	24 (10.9kg)
3020	Steel Folding Legs	

Shown with optional  
Steel Legs no. 3020



The Industry's strongest magnet assembly, combined with a bigger pick-up area, make this rugged tool the best value for the money. Keep your job site from digging its nails into your clean-up routine with NailHaw™

**NailHaw™**  
Magnetic Nail Sweepers  
Patent No. D527,858



Generous debris pick-up area Multiple wheel heights

- 1.0"
- 1.5"
- 2.0"
- 2.5"



## Features & Benefits

- Unique foot or hand debris release-ergonomic for the tool user.
- Lifetime magnetics with 140/160 lbs. dead lift-gets nails others miss.
- 7" steel wheels w/rubber tread & bearings-won't seize up on the job.
- Multiple height adjustments from 1 to 2½"-not limited to paved areas.
- Full anodized body for rugged durability-outlast cheaper imitations.
- Unit stands upright when not in use-makes tool easy to spot and use.

## Tune-up Parts



Van Mark Products  
replacement parts & tune-up kits are still  
available for every brake/saw table ever manufactured.

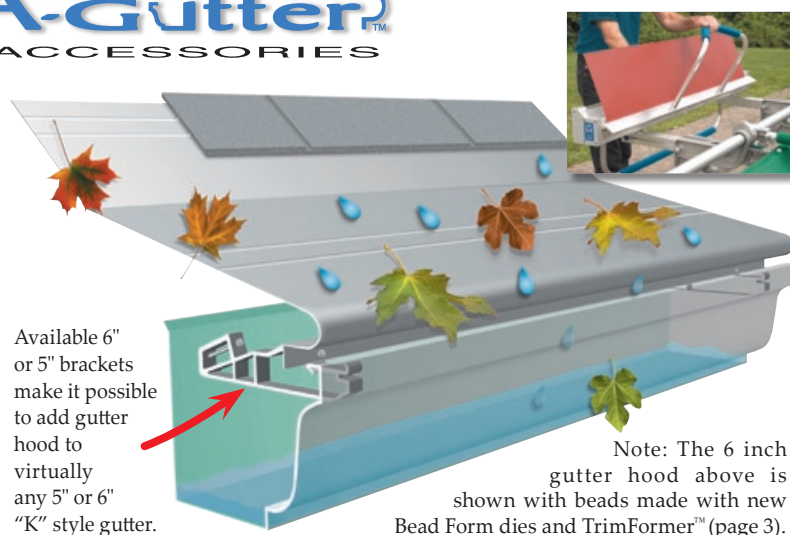
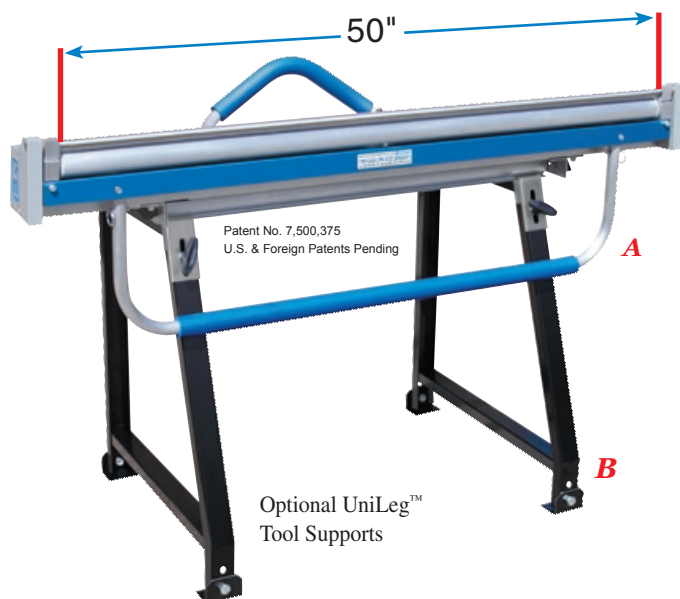


Forms up to 48" industry standard gutter hood!

## Trim-A-Gutter™

TOOLS & ACCESSORIES

### Custom Form Profitable Gutter Hood for Virtually any 5" or 6" K Style Gutter



### Profitable & Easy....Here are 5 Reasons

#### 1) Easy to do

- All you need is our Trim-A-Gutter™ tool and Brackets (now in both 5" and 6").
- It's simple to operate our tool and easy to install the hood.
- No specialized training needed.

#### 2) Inexpensive

- The cost per foot of this system is one of the lowest available.
- No franchise or marketing fees.

#### 3) Flexible

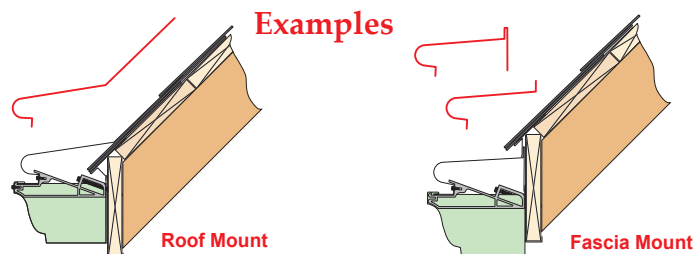
- Choose from hundreds of coil colors vs. only a few with other systems.
- Choose the metal that best suits the job.
- Make any style hood the customer prefers that fits their job. Choose fascia or roof mount, dome or low profile...it's up to you.

#### 4) Profitable

- Competes with high end hood systems at a premium price, but without the costs.
- Avoid waste by using only the size of hood needed rather than the "one size fits all" approach of other systems.
- Expand endlessly. No limited territories.

#### 5) Support

- Sales and Technical support available (8a-4p EST M-F).
- Video training & marketing tools available on the web and DVD.



### Hardware & Accessories



Patent No. 7,707,781

Patent No. 7,707,781

Ref	Description	Part No.	Weight	Count
<b>A</b>	Trim-A-Gutter™ Tool	TAG50	52 (23.6kg)	1 ea.
<b>B</b>	UniLeg™ Tool Supports*	UNL1	21 (9.5kg)	1 set
<b>C</b>	6 inch Bracket	3093	9.24 (4.2kg)	100
<b>C</b>	6 inch Bracket	3094	46.2 (21.0kg)	500
<b>D</b>	5 inch Bracket	3026	7.7 (3.5kg)	100
<b>D</b>	5 inch Bracket	3027	38.7 (17.6kg)	500
<b>E</b>	3" Anchor	3028	-	100
<b>E</b>	3" Anchor	3029	-	500
<b>F</b>	Cover Screw 3/8"	3030	-	100
<b>F</b>	Cover Screw 3/8"	3031	-	500
<b>G</b>	1/4" Magnetic Bit Driver	4629	-	1 ea.

\*Support legs for setting up Trim-A-Gutter™ independently using included UniMount™ kit

### Getting Started

You will need a quantity of brackets (**C** or **D**), anchors (**E**) and screws (**F**) to install gutter-cover formed with Trim-A-Gutter™. Leftover parts will carry over to the next job. To prevent job interruption, ensure you have enough hardware beforehand.

For more information, scan this Code with Smart Phone

