

The logo for PLY GEM SHUTTERS | ACCENTS features a stylized 'A' icon to the left of the text. The text 'PLY GEM' is in a large, bold, sans-serif font, with 'SHUTTERS | ACCENTS' in a smaller, all-caps, sans-serif font below it.

PLY GEM
SHUTTERS | ACCENTS

BLOCKS & VENTS

A close-up photograph of a white, rectangular vent with horizontal slats, mounted on a red shingled roof. The vent is set within a white decorative frame. The roof's eaves and a portion of the sky are also visible.

Put the accent on *style*.

mounting blocks

Mounting blocks are used to install electrical outlets, water faucets, light fixtures, mailboxes, house numbers, and even doorbells.

Quality Assurance

Our mounting blocks are built to withstand the toughest weather and retain their color and beauty over the life of your home. They will not chip, crack, or split. All of our mounting blocks are backed by our Limited Lifetime Warranty.

Simple to Install

Our mounting blocks have a two-piece design that easily adjusts from ½" to 1¼". This feature allows for easy installation over many siding choices, including insulated vinyl siding.

A Perfect Color Match

Our mounting blocks are available in over 100 beautiful colors. They can be matched to virtually any vinyl siding color.



Faucet Mount
Mounting Block

Limited Lifetime
WARRANTY

MULTI
DEPTH

PERFECT
MATCH

vents

We design vents for a wide variety of uses, with the classic styling and vast color palette that you've come to expect from Ply Gem. All of our vents are specially engineered to prevent intrusion by birds, insects, and animals, and are made to last for years to come.



Utility Vents


Our utility vents are sturdy and provide excellent cross-ventilation of garages, foundations, and range hoods. The Louvered Exhaust Vent is ideal for removing the moist air of dryers and bathrooms. Intake louvers and soffit intakes work in tandem with the vents to maximize the flow of air, allowing your family to breathe easier. With Ply Gem utility vents, your home not only looks beautiful, but feels fresher.

Gable Vents

For the perfect finishing touch to your home, our gable vents are offered in round, half-round, square, octagonal, and rectangular styles to fit the look you want to create — whether it's classic or contemporary. Best of all, our uniquely designed snap-on system is easy to install, helping to keep your attic ventilated and temperate.

The Right Colors for You

Any of our vents are available in over 100 beautiful colors. They can be matched to most colors and virtually any siding option. The paintable version can be painted to match any unique color with a high-quality latex paint.



Louvered Exhaust Vent
Utility Vent

Limited Lifetime
WARRANTY

MULTI
DEPTH

PERFECT
MATCH

Mounting Blocks



Square Fixture



Scroll-Cut Square Fixture



House Numbers



Coach Light



UL Fixture

Universal J-Block® Square Mounting Block

Universal J-Block® Scroll-Cut Square Mounting Block

Universal Large J-Block® Mounting Block

Universal Jumbo J-Block® Mounting Block

UL Mounting Block

Uses	The J-Block® mounts provide multiple uses, including the ability to easily and attractively mount light fixtures and receptacles.	The J-Block® mounts provide multiple uses, including the ability to easily and attractively mount light fixtures and receptacles.	The Large J-Block® is designed to mount large light fixtures, house numbers and mailboxes.	The Jumbo J-Block® is designed to mount oversized light fixtures, house numbers and mailboxes.	The Electrical UL® Mounting Block is designed to mount light fixtures or electrical outlets. Includes electrical box and mounting block.
Product Code	UNIBLØCK	UNIBLØCKSC	FMBLØCK	UNIBLØCKXL	EBLØCK Includes electrical box and mounting block
Surface Dimensions	8 ³ / ₁₆ " x 7 ³ / ₁₆ "	8 ³ / ₁₆ " x 7 ³ / ₁₆ "	7" x 11"	9" x 16"	4 ⁷ / ₈ " x 5 ¹ / ₈ "
Flange Dimensions	7 ¹ / ₂ " x 8 ¹ / ₂ "	7 ¹ / ₂ " x 8 ¹ / ₂ "	7 ³ / ₄ " x 12 ³ / ₄ "	11.67" x 18.71"	7 ¹ / ₈ " x 8 ¹ / ₈ "
J-Channel I.D.*	½" adjusts to 1¼"	½" adjusts to 1¼"	¾" adjusts to 1¼"	½" adjusts to 1¼"	5⁄8" adjusts to 1¼"
Knockouts	Round: 4" Diameter Rectangle: 2 ⁵ / ₁₆ " x 3 ³ / ₄ "	Round: 4" Diameter Rectangle: 2 ⁵ / ₁₆ " x 3 ³ / ₄ "	Round: 4" Diameter	Round: 3 ¹¹ / ₁₆ " Diameter Rectangle: 2 ⁵ / ₁₆ " x 3 ³ / ₄ "	—
Limited Lifetime WARRANTY	✓	✓	✓	✓	✓
MULTI DEPTH	✓	✓	✓	✓	✓
PERFECT MATCH	✓	✓	✓	✓	✓
Technical Drawing					

* J-Channel internal dimension



Electrical Outlet



Doorbell



Water Faucet



Electric Meter



Oversized Electric Meter

**Split Recessed J-Block®
Mounting Block**

**Mini J-Block®
Mounting Block**

**E-Z Block™ Surface
Mounting Block**

**Meter Base
Mounting Block**

**Large Meter Base
Mounting Block**

The Split Recessed J-Block® has a patented hinge that allows for ease of installation without removal of electrical receptacles and water faucets.

The Mini J-Block® mounting block is designed to mount small accessories such as doorbells and electrical outlet receptacles.

The one-piece design can be used after siding installation to mount all types of accessories. Ply Gem offers sizes to fit Double 4", Double 5", Dutch Lap and Triple 3" siding profiles.

The Meter Base Mounting Block is designed to mount large accessories such as hose racks and electric meter bases.

The Large Meter Base Mounting Block accommodates oversized meters.

MBLØCKR

MBLØCK

Octagon:
EZBLK080 – Double 4" or Double 5"
EZBLK110 – Dutch Lap
Square:
EZBLK070 – Dutch Lap

METER

METERLG

5¼" x 7"

6" x 4⅜"

6¾" x 6¾"
Projection: ¾"

16½" x 15½"

20" x 24"

5⅝" x 7½"

6⅞" x 5¼"

—

18½" x 16¾"

21½" x 24½"

¾" adjusts to 1¼"

¾" adjusts to 1¼"

—

1¼"

½" adjusts to 1¼"

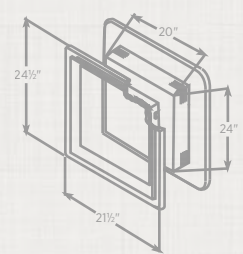
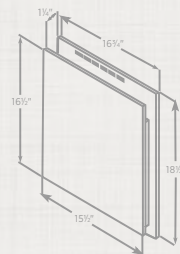
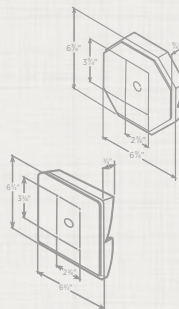
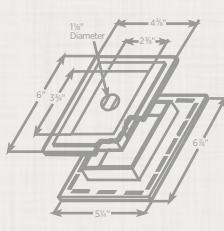
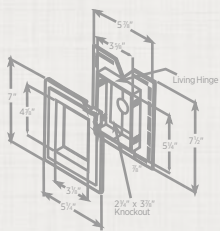
Rectangle: 2¼" x 3⅞"

Round: 1⅝" Diameter
Rectangle: 2⅞" x 3¾"

Round: 1" Diameter
Rectangle: 2⅞" x 3¾"

—


—



Utility Vents



	Foundation Vent	Air Vent (Patent #5,293,920)	Louvered Exhaust Vent	Intake Louvered Vent	Soffit Intake Vent	Hooded Exhaust Vent	
Uses	The Foundation Vent is used to ventilate crawl space areas. Moveable louvers can be locked open or closed and the molded in screen helps prevent pest intrusion. The two-piece design allows for quick and easy installation and is flexible to be installed on homes utilizing various construction methods, including wood-frame and masonry.	The two-piece Air Vent is used for cross-ventilation of garages, foundations, and range hoods. Design allows for open or closed flaps. The molded mesh helps prevent insect intrusion.	The Louvered Exhaust Vent is used to vent dryers and bathroom exhaust fans. The unique design includes a built-in grid to prevent bird intrusion and a 10" long metal tube that can be used for extra thick walls. Design allows for open or closed flaps.	The Intake Louver Vent is designed to be used with the 4" Louvered Exhaust Vent (EXVENT) when constant airflow is required. Primarily used for high-efficiency furnaces, fireplaces, and bathroom eave exhausts.	The Soffit Intake Vent provides necessary air movement through the attic and roof system to replace moist air with fresh air. Can be used with bathroom and kitchen exhausts. FIRE HAZARD: NEVER use Soffit Intake Vent with screen for dryer ventilation. Flammable lint build-up on screen can cause a fire. Always use a vent that is specifically designed for dryer applications.	The Hooded Exhaust Vent features snap-on installation and a built-in grate to keep animals out. Concealed flap stays closed when not in use.	
Product Code	FVENT	AIRVENT	4" 6"	EXVENT EXVENT6	INTAKE	INTVENT	DRYERHOOD
Surface Dimensions	8 3/4" x 17"	7" x 11"	4" 6"	7" x 7" 9" x 9"	4 5/8" H x 4 5/8" W x 1 5/8" D	8" x 8"	6 7/8" x 6 7/8"
Flange Dimensions	9 1/2" x 18 1/4"	7 3/4" x 12 3/4"	4" 6"	8 1/2" x 7 1/2" 9 1/2" x 10 3/8"	—	7 1/2" x 7 1/2"	6 5/8" x 6 5/8" Neutral Base
J-Channel I.D.*	3/4" adjusts to 1/4"	3/4" adjusts to 1/4"	3/4" adjusts to 1/4"		—	5/8" adjusts to 1/4"	3/4" adjusts to 1/4"
Net Free Area	50 sq in	19 sq in	4" 6"	9.2 sq in 17.6 sq in	5.5 sq in	9.2 sq in	—
Limited Lifetime WARRANTY	✓	✓	✓	✓	✓	✓	✓
MULTI DEPTH	✓	✓	✓	✓	✓	✓	✓
PERFECT MATCH	✓	✓	✓	✓	✓	✓	✓
Technical Drawing							



Base
Installed With Siding



Vent Cap
Installed With Siding

Gable Vents

- Gable Vents are available in round, square, octagonal, half-round and rectangular sizes
- Ply Gem's two-piece gable vent system is fully compatible with all siding profiles
- Simply install a base when installing the siding, then snap on the cover later
- Rectangular bases, instead of round, makes siding cuts easier
- No need to install entire gable vent and then cut the siding around it
- Multi Depth feature for premium siding installations that include foam backing
- Ventilates attic
- Available in virtually all vinyl siding colors
- Paintable version available
- Adjustable 5/8" – 1 1/4" for use with all siding styles



Round Design

Round Top Design

Half-Round Design

	18"	22"	36"	14" x 22"	24" x 34"	34" x 22"
Size	18"	22"	36"	14" x 22"	24" x 34"	34" x 22"
Ventilated Opening	10" x 12 1/2"	10 1/2" x 15"	20 1/2" x 26"	10" x 12 1/2"	20 1/2" x 26"	20" x 16"
Outside Unit Dimensions	18"	22"	36"	14" x 22"	24" x 34"	34" x 22"
Net Free Area (sq in)	48.36	48.37	277.1	53.17	191	80.46
Product Code	RDGV18	RDGV	RDGV36	RDTOPGV14	RDTOPGV24	HRDGV
Technical Drawing						

Rectangular Design

Octagonal Design

Square Design

	14" x 20"	18" x 24"	24" x 30"	18"	22"	14" x 14"
Size	14" x 20"	18" x 24"	24" x 30"	18"	22"	14" x 14"
Ventilated Opening	10 1/2" x 15"	16" x 20"	20 1/2" x 26"	10" x 12 1/2"	10 1/2" x 15"	10" x 12 1/2"
Outside Unit Dimensions	14" x 20"	18" x 24"	24" x 30"	18"	22"	14" x 14"
Net Free Area (sq in)	23.29	92.88	181.2	49.72	49.5	33.59
Product Code	RECTGV1420	RECTGV1824	RECTGV2430	OCTGV18	OCTGV	SQGV1414
Technical Drawing						

Beautiful Exteriors Start with Ply Gem.


For a complete range of exterior products designed to work together, look no further than Ply Gem. As North America's leader in low maintenance exteriors, no one offers more styles in more colors or provides more tools to help you create the look you want. From major design elements like siding and windows to architectural accents like trim and moulding, count on Ply Gem for superior quality and outstanding beauty.



Mitten Siding and Accessories




Windows




Doors



Ply Gem Stone



Ply Gem Trim and Mouldings



Ply Gem Fence and Railing

Distributed by **MITTEN**
par/by PLY GEM

Color representations may not be exact due to printing limitations. Please consult product samples for color selection. Ply Gem is a trademark of Ply Gem Industries, Inc. and/or its subsidiaries. © 2014 Ply Gem Shutters and Accents 4603144121101/BT/CG/0414

Ply Gem | 2600 Grand, Suite 900 | Kansas City, MO 64108 | 1-888-975-9436 | PlyGemAccents.ca