



Bring your design to life™

When you combine the  
**Best qualities** of wood and vinyl,  
It is truly special.



We make it easy to fall in love with siding.

Wood siding has always been about looks. Vinyl siding has always been about durability. Foundry brings the best of both together with our specialty siding shake, shingle and stone. The beauty of wood and the strength of vinyl that's easy to install. Easy to own. Easy to love.

Crafted from 72 molds cast from genuine cedar, stone and brick, our siding has the look and feel of the real thing. With many color options and nine unique siding profiles, Foundry makes it easy to create one-of-a-kind styles for residential or multi-family homes. No painting or staining. Foundry goes up easy and the factory colors stay rich and brilliant for decades with almost no maintenance.





7" Split Shake - Colonial Grey 827

## Variety

With many standard and specialty colors and a range of distinctive profiles to choose from, you can match or complement almost any finish.

## Versatility

Whether you're looking for bold accents or full wrap around application, Foundry can bring years of lasting beauty to any home.

## Value

No painting. No staining. No rotting or fading. Foundry gives you unprecedented durability with an industry-best Class A fire rating.



7" Split Shake - Oatmeal 069



With Foundry Specialty Siding

**You have options.** Lots of them.

## Color Match

We have 31 standard colors and match all major siding manufacturers colors, so we make it easy to find the right color that will bring your design to life.

Whether you want to create an accent with a pop of complementary color or if you want an exact match, we have a color for you and because it's Foundry Specialty Siding, the color you choose will stay that way for years to come.





7" Split Shake - Sandalwood 821

Distinctive >

More than 250 distinctive colors



7" Split Shake - Musket Brown 594



7" Split Shake - Russet 278



7" Split Shake - Golden Straw 806



7" Split Shake - Lite Khaki 095

## SPLIT SHAKE

The deep texture of our Split Shakes creates a dramatic contrast of light and shadow that can give any home distinctive curb appeal. Random grooves and grain give the look of traditional hand-split cedar. Split shakes are available in 7" exposure.









10" Staggered Shake - Russet 278



# STAGGERED SHAKE

The imperfect butt-ends and keyways of our Staggered Shakes can add the perfect rustic charm to any home. Full of depth and character, the Staggered Shakes are available in traditional 7" exposure or 10" exposure to further accentuate the long, dramatic vertical grain.







7" Perfection Shingle - Red Cedar 834

# PERFECTION SHINGLE

Strike the balance between rustic and refined with the Perfection Shingle. The deep texture of Shakes is combined with the clean lines of Shingles to create a unique and eye-catching accent. The Perfection Shingle is available in 7" exposure, highlighting the crisp vertical grains.







7" Shingle - Russet 278

MidAmerica - Louver Shutters - Black 002



# SHINGLE

The Foundry Shingle features a naturally-textured finish, creating the clean, classic look of a traditional cedar shingle. Random mill saw marks and long, subtle grain creates a soft dimension and wood-like feel. Foundry Shingles are available in 7" exposure.





# The Weathered Collection™

Rich >



The rich colors of The Weathered Collection Shake and Shingles can add warmth to any home.

These nature-inspired Shakes and Shingles give homes an upscale yet rustic look.

< Rustic



Actual Colors may vary from printed representation.

WARM

The Weathered Collection features rich, warm low-gloss hues to create a unique look that's both rustic and refined. Our Weathered Shakes and Shingles pair perfectly with other sidings to enhance a design and give a house a one-of-a-kind appearance.




# The Uptown Collection™

Current





A collection of the year's newest and hottest colors in a number of different profiles.

The Uptown Collection's contemporary colors can complement almost any finish.



< Contemporary



Actual Colors may vary from printed representation.

## STYLISH

Tastes change, so The Uptown Collection changes with them. We update this collection with new bold and contemporary colors to reflect the latest and most popular looks. Mix them with complementary colors or wrap the entire house with our most current Shake and Shingle colors.

# The Timeless Collection™

Elegant >



This collection of Shake and Shingle colors offers a classic and lasting look.

The Timeless Collection features our most popular colors that stand the test of time.

< Enduring



Actual Colors may vary from printed representation.

## LEGENDARY

Some colors never go out of style. The Timeless Collection is our line of top-selling colors that have been installed in homes across the country. These classic low-gloss colors are easy to pair with other sidings to add that distinctive finishing touch.



# The Shoreline Collection™

Vibrant




The Shoreline Collection is inspired by the bright, vibrant colors of life on the water.

This lively collection is perfect for any cottage, lake house or beach getaway.




< Vivid


*Warm Yellow 524*




*Papaya 640*




*Key Lime 638*



*Blueberry 253*



*Coconut 622*



Actual Colors may vary from printed representation.

BRILLIANT

The Shoreline Collection features Shakes and Shingles in bright pastels that's made for life on the water. Pair it with other finishes to add a lively pop of color or wrap the whole house in these eye-catching hues. And because it's Foundry, this brilliant color will last for years to come.



## Foundry Shapes

Using round or fish scale siding is classic technique for adding visual contrast and a distinctive style to homes. Foundry Shapes provide the look of cedar without the painting or upkeep. Accent a gable or extend this look around the entire house with a host of colors that can complement practically any siding. These classic shapes are available in 6" exposures.

### > Fish Scale



Snow 123 (Only)

Actual Colors may vary from printed representation.

### > Rounds



Shadow 008



Snow 123



Eggshell 034



Oceanside 202



Light Moss 112



Russet 278





Foundry Stone - Cottonwood 850

7" Perfection Shingle - Lite Khaki 095

MidAmerica - Designer with Keystone Gable Vent - White 001

## Foundry Stone Collection

We're making it easier than ever to bring the unparalleled durability and bold, elegant appearance of stone to your home. The Foundry Stone Collection is cast from molds of real masonry and we add ceramic microspheres to create a subtle grittiness to stay true to the look and feel of real stone and brick. It goes up easy and, unlike real stone or stone veneer, you can even install the moisture-resistant Foundry Stone all the way to ground level. This affordable alternative to stone comes in 5' lengths with a 10" reveal.

### Brick



Natural Clay 008



Glacier White 123



Storm Grey 258



Walnut Brown 594

### Stacked Stone



Durham County 885



Dover Crest 886



Auburn Hills 887

### Limestone



Cottonwood 850



Desert Canyon 851



Red Rocks 852



Mesa 853

Actual Colors may vary from printed representation.





You can permanently cross  
“Paint the house” off your to do list.





# Color

		Recommended J-Channel Color	Brick	Limestone	Stacked Stone	Split Shake 7" Exposure	Perfection Shingle 7" Exposure	Shingle 7" Exposure	Staggered Shake 7" & 10" Exposure	Round Shape 6" Exposure	Fish Scale Shape 6" Exposure
<b>The Weathered Collection™</b>											
Vanilla Bean 804	179					●	●		●		
Golden Straw 806	165					●	●		●		
Rustic Cedar 809	179					●	●		●		
Vintage Taupe 820	180					●	●		●		
Sandalwood 821	246					●	●		●		
Harvest Wheat 822	008					●	●		●		
Moon Rock 826	258					●	●		●		
Colonial Grey 827	258					●	●		●		
Rustic Brown 828	235					●	●		●		
Red Cedar 834	210					●	●		●		
<b>The Uptown Collection™</b>											
Oceanside 202	202					●	●	●	●	●	▲
Oak Leaf 658	658					●	●	●	●	▲	▲
Deep Granite 692	692					●	●	●	●	▲	▲
Smoke Grey 528	528					●	●	●	●	▲	▲
Cocoa 248	248					●	●	●	●	▲	▲
Musket Brown 594	594					●	●	●	●	▲	▲
Russet 278	278					●	●	●	●	●	▲
<b>The Timeless Collection™</b>											
Snow 123	123					●	●	●	●	●	●
Eggshell 034	034					●	●	●	●	●	▲
Sahara 048	048					●	●	●	●	▲	▲
Oatmeal 069	069					●	●	●	●	▲	▲
Lite Khaki 095	095					●	●	●	●	▲	▲
Shadow 008	008					●	●	●	●	●	▲
Eastern Grey 258	258					●	●	●	●	▲	▲
Light Moss 112	112					●	●	●	●	●	▲
Forest Green 152	152					●	●	●	●	▲	▲
<b>The Shoreline Collection™</b>											
Papaya 640	640					●	●	●	●	▲	▲
Warm Yellow 524	524					●	●	●	●	▲	▲
Key Lime 638	638					●	●	●	●	▲	▲
Blueberry 253	253					●	●	●	●	▲	▲
Coconut 622	622					●	●	●	●	▲	▲
<b>Stone</b> Requires 1" J-Channel											
Cottonwood 850	034		●								
Desert Canyon 851	008		●								
Red Rocks 852	008		●								
Mesa 853	008		●								
Durham County 885	203				●						
Dover Crest 886	504				●						
Auburn Hills 887	248				●						
Natural Clay 008	008	●									
Glacier White 123	123	●									
Storm Grey 258	258	●									
Walnut Brown 594	594	●									

▲ Available as a Special Order item. All product orders must follow special order guidelines. Please contact Foundry Customer Service for more information.

## Profiles

		Item Number	Length	Width / Exposure	Panels / Carton Or Lineal Ft.	Square / Carton Or Pieces / Carton	Lbs. / Carton (Approx.)
	<b>Perfection Shingle**</b> 7" Exposure	1401***	60 ¾"	7"	34 Panels	One Sq.	55
	<b>Shingle*</b> 7" Exposure	1001***	60 ¾"	7"	34 Panels	One Sq.	55
	<b>Split Shakes**</b> 7" Exposure	1101***	60 ¾"	7"	34 Panels	One Sq.	55
	<b>Staggered Shake**</b> 10" Exposure	1201***	62 ½"	10"	23 Panels	One Sq.	60
	<b>Staggered Shake**</b> 7" Exposure	1301***	60 ¾"	7"	17 Panels	½ Sq.	32
	<b>Round Shape*</b> Available in select colors	2001***	60"	6"	20 Panels	½ Sq.	30
	<b>Fish Scale Shape*</b> Available in Snow (123) only	2301123	60"	6"	20 Panels	½ Sq.	30
	<b>Transitional Starter*</b>	2201***	60"	6"	10 Panels	¼ Sq. (50 lineal ft/ctn)	15
	<b>Limestone Panels</b>	1702***	62"	10"	12 Panels	½ Sq./Ctn.	24
	<b>Limestone Corner Piece</b>	7701***	60"	N/A	20 Lineal Ft.	4 Pieces	5
	<b>Brick Panels</b>	1801***	62"	10"	12 Panels	½ Sq./Ctn.	27
	<b>Brick Corner Piece</b>	7801***	60"	N/A	20 Lineal Ft.	4 Pieces	5
	<b>Stacked Stone</b>	1501***	62"	10"	12 Panels	½ Sq./Ctn.	24
	<b>Stacked Stone Corner Piece</b>	7502***	60"	N/A	20 Lineal Ft.	4 Pieces	5

**Notes:** Transitional Starter is a panel that is used to transition from siding to shapes.

\*Available in Uptown, Timeless and Shoreline Colors. \*\*Available in Weathered, Uptown, Timeless and Shoreline Colors.

\*\*\* Indicates color number.



## Trim and Accessories

Trim and Accessories

	Item Number	Length	Width / Exposure	Panels / Carton Or Lineal Ft.	Square / Carton Or Pieces / Carton	Lbs. / Carton (Approx.)	
	<b>Stone Face Transition Sill</b> Available in Shadow (008), Shale (242) only	7702***	37 ½"	N/A	62.5 Lineal Ft.	20 Pieces	7
	<b>Stone Starter Strip</b>	7700***	105 ½"	N/A	123 Lineal Ft.	14 Pieces	11
	<b>¾" J-Channel*</b>	7001***	105 ½"	N/A	176 Lineal Ft.	20 Pieces	32
	<b>1" J-Channel*</b>	7002***	105 ½"	N/A	176 Lineal Ft.	20 Pieces	32
	<b>1-1/2" J-Channel*</b>	7003***	105 ½"	N/A	88 Lineal Ft.	10 Pieces	12
	<b>Undersill/Utility Trim*</b>	7401***	105 ½"	N/A	176 Lineal Ft.	20 Pieces	13
	<b>Shapes Starter Strip</b> Colors do not affect installation, product color will vary. Available in (123) only	7300000	60"	N/A	100 Lineal Ft.	20 Pieces	11
	<b>Vinyl Starter Strip</b> Colors do not affect installation, product color will vary. Available in (123) only	7500000	105 ½"	N/A	176 Lineal Ft.	20 Pieces	18
	<b>7" Perfection Shingle Corner Piece**</b>	7601***	56"	N/A	18.7 Lineal Ft.	4 Pieces	6
	<b>7" Shingle Corner Piece*</b>	7101***	56"	N/A	18.7 Lineal Ft.	4 Pieces	6
	<b>7" Split Shake / 7" Staggered Shake Corner Piece**</b>	7301***	56"	N/A	18.7 Lineal Ft.	4 Pieces	6
	<b>10" Staggered Shake Corner Piece**</b>	7201***	60"	N/A	20 Lineal Ft.	4 Pieces	6
	<b>Fullback Foam Panel</b> Only available in the 7" profile	7800000	28 ½"	47 ¾"	100 Square Ft.	11 Pieces	32
	<b>Fullback Foam Shim</b>	7900000	48"	1 ¾"	N/A	64 Pieces	14

**Notes:** Fullback Foam Shims are .5" thick. When using the shims a 1½" J-Channel is recommended.

\*Available in Uptown, Timeless and Shoreline Colors. \*\*Available in Weathered, Uptown, Timeless and Shoreline Colors.

\*\*\* Indicates color number.



#### CERTIFICATE OF CONFORMANCE FOR FOUNDRY SIDING

##### PHYSICAL DATA

**Length:** -1/4" total length tolerance.

**Width:** -1/16" total width tolerance

**Thickness (nominal):** All panels exceed requirements per ASTM D3679

**Camber Tolerance:**  $\leq 1/8$

**Heat Shrinkage Tolerance:**  $\leq 3.0\%$

**Impact Resistance:** 60 in lb +

**Surface Distortion:** None at 120° F

**Windload ASTM D5206:** Foundry Shake, Shingle, Perfection Shingle, Staggered Shakes and Foundry Stone exceed 170 mph. Transitional, Rounds, and Fish Scale panels exceed 150 mph.

##### FIRE RESISTANCE RATING

**ASTM E84:** Class 1(A)

**Flame Spread Index:**  $\leq 25$ . Smoke Developed Index:  $\leq 450$

**Fuel Contribution:** 0

**ASTM D 1929:** Self Ignition 878° F

**ASTM D 635:** Material is self-extinguishing with no measurable extent of burn when tested in accordance with this specification.

NFPA 268 Radiant Heat Test/Ignition Resistance of Exterior Walls. Conclusion that Foundry vinyl sidings were tested and met the conditions for allowable use as specified in Section 1406 of the International Standard Building Code.

**Limited Lifetime Warranty:** Residential.

**50 Year Warranty:** Commercial/Institutional. Please see Foundry Warranty for additional details.

**Weathering:** Meets the weathering standard in ASTM D3679 using ASTM D 1435 procedure.

**All products from Foundry (excluding accessories) have the following certifications and code compliances:**

Vinyl Siding Institute Certification (compliant to ASTM D3679)

ICC-ES evaluation report number ESR-1728

Texas Department of Insurance product evaluation 2006 IBC-IRC

Florida Building Code 2010 Stone and Brick (Report #FL-14766)

Florida Building Code 2010 Siding Panels (Report #FL-6356)

##### Notes:

Foundry Stone Collection pending certification and code compliances: Texas Department of Insurance.



TDI.TEXAS.GOV  
TEXAS DEPARTMENT OF INSURANCE



**FoundrySiding.com**

Customer Service: 800-771-4486 | Fax: 800-582-0508



©2015 Tapco International Corporation  
A Division of Headwaters



Item #6050 000  
F3937 11/15